


Multi-point Bluetooth Transmitter



Model:H-366T

USER MANUAL

CE FC

INTRODUCTION

H-366T is designed to transmit audio signal of TV, DVD, MP3 etc. to Bluetooth receivers, earphones or speakers by the Bluetooth wireless technology. To help customers to realize a higher quality wireless household lives.

Welcome to chose our Bluetooth receiver to get a better experience of listening. What's more, it will make it being available for you to set up your personal pairing password to enjoy a safer and steadier connection by using our Bluetooth transmitter & receiver combination. Easy operation, connect the product with audio players by a audio cable, without set up after the device turn on.

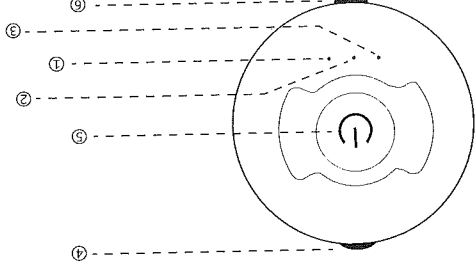
FEATURES

Exquisite round design with perfect process, mini body, more smaller and lighter.

Multi-point design, one transmitter could connect with two Bluetooth devices at the same time, eg. one BT speaker and BT headsets.

High quality stereo transmission makes sure you can enjoy the auditory feast.

PRODUCT OUTLOOK



- ① The first device blue lights
- ② The Charging red lights
- ③ The second device blue lights
- ④ 3.5mm audio input
- ⑤ Power button
- ⑥ Micro usb charging port

SPECIFICATIONS

Transmission distance: > 10m
Continuously working time: 4 hrs
Charge time: 1.5 hrs
Unit size: 45mm*11mm

INTRODUCTION

④

After the power is on, one of the blue lights flashes slowly, showing that the connection restoring mode is entered. In this mode, the Bluetooth devices connected previously will be connected automatically.

If the previous Bluetooth device is not reconnected after 10 seconds of the startup, two blue lights will flash quickly in an alternate way, showing that the pairing mode is entered and a new Bluetooth device will be searched.

One of the blue lights is constantly on, showing that one device is connected. The other blue light flashes up, suggesting that the second device is being searched. If the second device has not been connected after 20 seconds, the search will stop automatically when the blue light stops flashing. If you want to pair the second device again, you need to press the power button gently to enter the search mode. When the two devices have been connected, the two blue lights will be constantly on.



3.5mm audio output

OR



2RCA audio output

②

Second step: Connect the TV and H-366T with the audio cable.

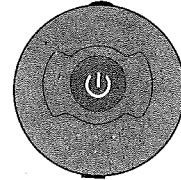
③

Third step: Have a long press on the power button for 2 seconds.

Micro usb charging port

Charging plug

3.5mm audio input



H-366T

①

First step: Turn on the Bluetooth device to be paired (Bluetooth speaker or Bluetooth headset), and get it ready for the pairing mode.

Bluetooth headset



OR



BLUETOOTH

BLUETOOTH

Bluetooth speaker

